

QuickTrak™



**Intelligent Digital
Valve Controller**

*Engineering
GREAT Solutions*

QuickTrak™

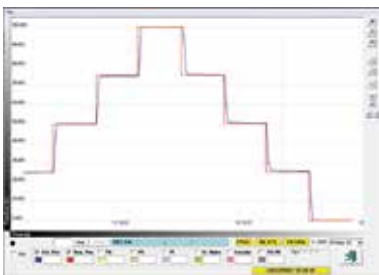
The QuickTrak™ system features the latest in pneumatic digital valve control technology that combines a microprocessor-based control system with an integrated valve positioner. This system is specifically designed to answer the challenges faced by today's demanding applications. Capable of providing the control and performance of a hydraulic system, but without the environmental and storage requirements; the QuickTrak™ system is flexible and powerful.

Key features

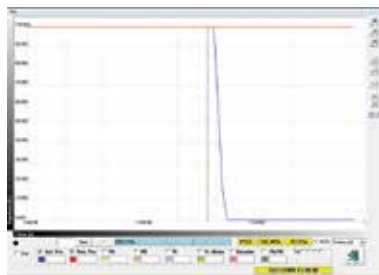
- > Probe: Magnetostrictive linear position transducers located within the actuator stem which provide fast and highly accurate control feedback.
- > 3-Way valves: Fail mode is done through (2) 3-way valves (SIL certified) piloted by the solenoid valve, which isolate the servo-valve from the actuator. A 3rd valve removes any bleed when fail mode occurs.
- > Solenoid valves: 24 VDC continuously energized, normally closed, to initiate fail mode upon loss of air supply or signal power.
- > Servo-valve: High-capacity servo-valve for positioning
- > Actuator: Custom designed with larger ports to utilize the higher Cv and a gun-drilled stem to accommodate the feedback probe.
- > Digital controller: Provides a multi-level, closed loop system based on the valve and spool position to control the stepper motor to adjust the actuators chamber pressure to achieve the desired valve position.

Benefits


- > Improved performance
- > High reliability
- > Precise positioning
- > Fast stroking / response
- > Reduced maintenance
- > Quick calibration and tuning



QuickTrak III has industry leading load step precision



Best in class load shedding capabilities



Remote mount capability enables an easier, safer means to calibrate and operate the valve



QuickTrak spool piece can deliver Cv 60 times better than alternatives

Product Specification

Input signal / position feedback
4-20mA, HART™ protocol

Power supply
100 to 240 VAC ± 10% 50-60 Hz ± 5%
from 24 to 145 VDC ± 10% (4 to 0.3A)

Maximum power consumption
95 W

Electrical connections
4 holes x M20x1.5 cable glands

Air supply pressure
4 -7 bar

Maximum air consumption
QT CV30 2352 Nm³/h at 6 bar (CV30)
QT CV9 705 Nm³/h at 6 bar (CV9)

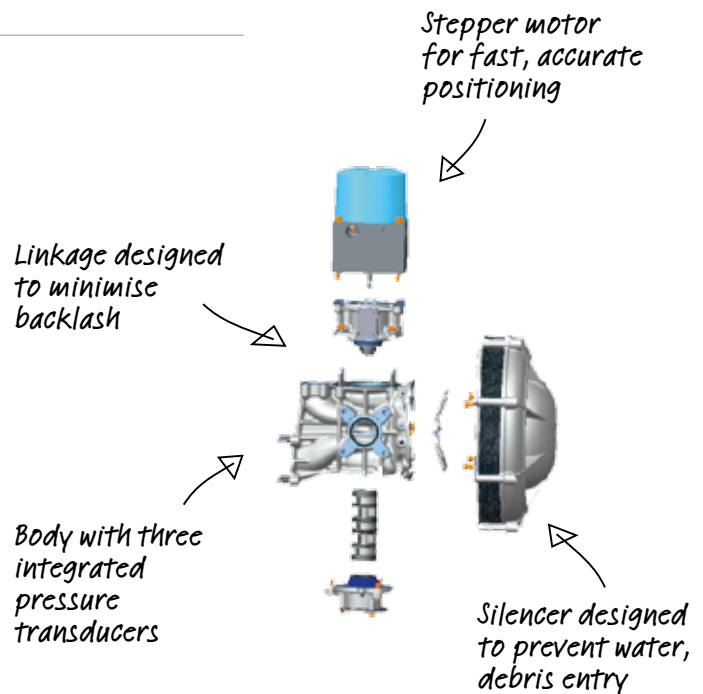
Maximum air consumption
QT CV30 2.5 Nm³/h at 6 bar (CV30)
QT CV9 1.5 Nm³/h at 6 bar

Air supply connection
¾" NPTF

Temperature rating
-20°C to 70°C

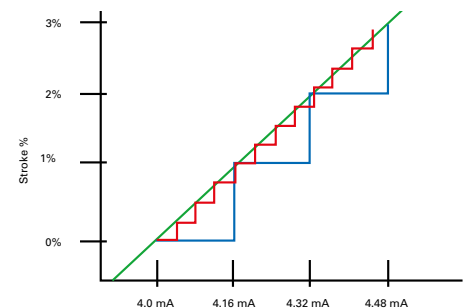
Temperature extreme
-40°C to 100°C

Certifications
ATEX
IECEX
CSA / US
UL

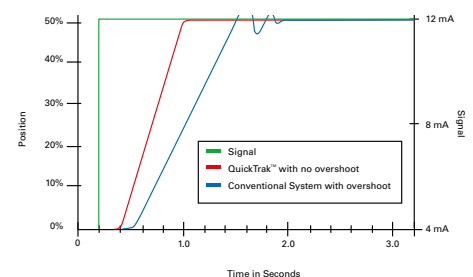


Special features

- > Remote mount capability enables an easier, safer means to calibrate and operate the valve. The system has an optional explosion proof arrangement as well.
- > Local display with push button operation for calibration, manual control, system service and setting of HART™ parameters.
- > The included SD card provides ease of data transfer for the automatic, time stamped valve parameters that are captured. In the event of an upset condition the system will automatically record the valve trip data, even if not at the pre-configured time stamp intervals.
- > Communication flexibility with an assortment of interface options, ranging from direct connection with the RS232 or HART™ interfaces, or through the mobile SD card or handheld systems. Text based files are time stamped for historical analysis and retrieval.
- > Diagnostic analysis is made easy by utilizing a digital controller which can integrate into the plant's control system for plant wide monitoring and analysis. The controller itself is equipped to store the valve signature information and provide data for valve diagnostics.
- > Remotely installed software allows users to synchronize the data, either through the SD card or direct connection, and then evaluate the performance with all the functionality of the local controller.
- > The QuickTrak™ spool piece is capable of delivering a Cv 60 times better than traditional smart positioners. This performance eliminates the need for volume boosters, thus reducing the number of components mounted on the actuator and the probability of failures that impact maintenance budgets.



QuickTrak response to 0.25% resolution



Stroke speed / dead time on seat

IMI STI - Headquarters

Via Dei Caravaggi 15
24040 Levate (BG)
Italy

Tel. +39 035 2928.2
Fax +39 035 2928.247

IMI STI - Quarter Turn Division

Via San Francesco 18
29017 Fiorenzuola d'Arda (PC)
Italy

Tel. +39 035 2928.2
Fax +39 0523 1715.295

IMI Critical Engineering

Lakeside, Solihull Parkway
Birmingham Business Park
Birmingham B37 7XZ
United Kingdom

Tel: +44 (0)121 717 3700
Fax: +44 (0)121 717 3701

www.imi-critical.com
imisti.sales@imi-critical.com

